


Grounds Management Framework
Performance Quality Standards

CRICKET



GROUNDS
MANAGEMENT
ASSOCIATION

Cricket Square - Playing Season - April to September



Performance Standard	Unit of measurement		Basic	Good	Advanced	High	What this means
Length of grass sward	mm	Range	10 - 20	10 - 18	10 - 15	10 - 15	The measured maximum cutting height in mm for the season stated.
Total grass cover	%	Minimum	75	80	85	90	The measured % extent of grass cover, incl. unwanted grass species as well as desirable grass species.
Annual meadow grass (<i>Poa annua</i>) content	%	Minimum	40	30	20	10	Give the measured % undesirable (weed) grass species such as <i>Poa annua</i> or weed grasses.
Weeds	%	Maximum	10	5	3	0	The maximum % of weeds, moss, algae and lichen within each sampled area.
Worm casts	%	Maximum	10	5	0	0	The maximum number of worm casts or smeared worm casts per pitch observed across the square.
Other pests and diseases	%	Maximum	5	5	2	0	The maximum % of any other pests and diseases within each sampled area.
Thatch depth	mm	Minimum	5	2	1	0	The maximum depth of thatch, integrated thatch, or buried fibre averaged over the samples taken.
Depth of imported cricket loam	mm	Minimum	75	100	100	150	The depth of imported cricket loam measured in the profile.
Is there a root break present in the top 100mm of the profile?*	Yes/No	Depth	<75mm	>75mm	No	No	Check for any root breaks within the top 100mm of imported cricket loam.
Soil qualities - Clay content (analysed by pipette method)*	%	Minimum	25	25	28	28	Soil analysis will be required.
Soil qualities - Organic matter*	%	Range	2 - 12	2 - 10	2 - 8	2 - 7	Soil analysis will be required.
Evenness - maximum deviation under a 2m straightedge	mm	Maximum	5	5	3	3	Maximum deviation under a 2m straightedge.
Appearance and Presentation	%	Minimum	60	70	80	90	The quality of square/pitch mowing and presentation in relation to the standard assessed The assessment will measure evenness and quality of cut across the square and the surface of the grass leaf, with no bruising, and to be uniform throughout the whole of the pitch. No stripes are to be present on a prepared pitch. This is a visual appearance.
Post match repairs - evenness asesment of high traffic areas under a 2m straightedge	mm	Maximum	12	10	8	5	Deviation under a 2m straightedge in bowler's footholes or the batter's mark area.
Pitch Markings (with respect to Laws of the Game and league playing regulations)	Compliance	Yes/No	Yes	Yes	Yes	Yes	With respect to laws of the game and league playing regulations.


BASIC
A pitch/surface that is safe for recreational sport and meets the minimum playing needs and expectations of community players nationwide.

GOOD
A pitch/surface that is good quality and safe for recreational sport. It meets the playing needs and expectations of community players nationwide.

ADVANCED
A pitch/surface that is high quality and meets the needs of top-level recreational sport. It meets the playing needs and expectations of both community and semi-professional players nationwide.

HIGH
The pitch is of a very high quality that meets the needs of professional and semi-professional sport in the UK. It meets the playing needs and expectations of professional and semi-professional athletes nationwide.

Cricket Square - Out of Playing Season - October to March



Performance Standard	Unit of measurement		Basic	Good	Advanced	High	What this means
Length of grass sward	mm	Range	25 - 35	22 - 27	18 - 25	18 - 22	The measured maximum cutting height in mm for the season stated.
Total grass cover	%	Minimum	75	80	85	90	The measured % extent of grass cover, incl. unwanted grass species as well as desirable grass species.
Annual meadow grass (<i>Poa annua</i>) content	%	Minimum	40	30	20	10	Give the measured % undesirable (weed) grass species such as <i>Poa annua</i> or weed grasses.
Weeds	%	Maximum	10	5	3	0	The maximum % of weeds, moss, algae and lichen within each sampled area.
Worm casts	%	Maximum	10	5	0	0	The maximum number of worm casts or smeared worm casts per pitch observed across the square.
Other pests and diseases	%	Maximum	5	5	2	0	The maximum % of any other pests and diseases within each sampled area.
Thatch depth	mm	Minimum	5	2	1	0	The maximum depth of thatch, integrated thatch, or buried fibre averaged over the samples taken.
Depth of imported cricket loam	mm	Minimum	75	100	100	150	The depth of imported cricket loam measured in the profile.
Is there a root break present in the top 100mm of the profile?*	Yes/No	Depth	<75mm	>75mm	No	No	Check for any root breaks within the top 100mm of imported cricket loam.
Soil qualities - Clay content (analysed by pipette method)*	%	Minimum	25	25	28	28	Soil analysis will be required.
Soil qualities - Organic matter*	%	Range	2 - 12	2 - 10	2 - 8	2 - 7	Soil analysis will be required.
Evenness - maximum deviation under a 2m straightedge	mm	Maximum	5	5	3	3	Maximum deviation under a 2m straightedge.
Appearance and Presentation	%	Minimum	60	70	80	90	The quality of square/pitch mowing and presentation in relation to the standard assessed. The assessment will measure evenness and quality of cut across the square and the surface of the grass leaf, with no bruising, and to be uniform throughout the whole of the pitch. No stripes are to be present on a prepared pitch. This is a visual appearance.
Post match repairs - evenness assessment of high traffic areas under a 2m straightedge	mm	Maximum	12	10	8	5	Deviation under a 2m straightedge in bowler's footholes or the batter's mark area.


BASIC
A pitch/ surface that is safe for recreational sport and meets the minimum playing needs and expectations of community players nationwide.

GOOD
A pitch/ surface that is good quality and safe for recreational sport. It meets the playing needs and expectations of community players nationwide.

ADVANCED
A pitch/ surface that is high quality and meets the needs of top-level recreational sport. It meets the playing needs and expectations of both community and semi-professional players nationwide.

HIGH
The pitch is of a very high quality that meets the needs of professional and semi-professional sport in the UK. It meets the playing needs and expectations of professional and semi-professional athletes nationwide.

Cricket Outfield - Playing Season - April to September



Performance Standard	Unit of measurement		Basic	Good	Advanced	High	What this means
Length of grass sward	mm	Range	15 - 25	15 - 20	12 - 18	10 - 15	The measured cutting height in mm for the season stated. In dry weather. It is often appropriate to increase grass mowing height.
Total grass cover	%	Minimum	75	80	85	90	The measured % extent of grass cover, incl. unwanted grass species as well as desirable grass species.
Annual meadow grass (<i>Poa annua</i>) content	%	Minimum	50	40	30	20	Give the measured % undesirable (weed) grass species such as <i>Poa annua</i> or weed grasses.
Weeds	%	Maximum	10	5	3	0	The maximum % of weeds, moss, algae and lichen within each sampled area.
Pests and diseases	%	Maximum	10	7	5	3	The maximum % of any pests and diseases including worm casts within each sampled area.
Thatch depth	mm	Minimum	15	10	7	5	The maximum depth of thatch, integrated thatch, or buried fibre averaged over the samples taken.
Root depth	mm	Minimum	85	85	85	85	The measured healthy root penetration in the sampled core.
Drainage performance (qualitative assessment)			C	C	B	A	A = Outfield can be used once square covering have been removed following rain; B = Outfield can be used within 1 hour following removal of square covering after rain; C = Outfield can be used within 4 hours following removal of square covering after rain; D = Outfield can be used within 24 hours following removal of square covering after rain.
Evenness - maximum deviation under a 2m straightedge	mm	Maximum	25	20	15	10	Maximum deviation under a 2m straightedge.
Appearance and Presentation	%	Minimum	60	70	80	90	The quality of the outfield mowing and presentation in relation to the standard assessed The assessment will measure evenness and quality of cut across the square and the surface of the grass leaf, with no bruising, and to be uniform throughout the whole of the outfield. This is a visual appearance.
Surface Debris	%	Maximum	10	5	2	0	Give the measured % of debris assessed. The presence of any unwanted debris/rubbish as a result of poor maintenance.
Boundary markings (with respect to Laws of the Game and league playing regulations)	Compliance	Yes/No	Yes	Yes	Yes	Yes	With respect to laws of the game and league playing regulations (also subject to site-specific waivers and historical permissions agreed with league).


BASIC
A pitch/ surface that is safe for recreational sport and meets the minimum playing needs and expectations of community players nationwide.

GOOD
A pitch/ surface that is good quality and safe for recreational sport. It meets the playing needs and expectations of community players nationwide.

ADVANCED
A pitch/ surface that is high quality and meets the needs of top-level recreational sport. It meets the playing needs and expectations of both community and semi-professional players nationwide.

HIGH
The pitch is of a very high quality that meets the needs of professional and semi-professional sport in the UK. It meets the playing needs and expectations of professional and semi-professional athletes nationwide.

Cricket Outfield - Out of Playing Season - October to March



Performance Standard	Unit of measurement		Basic	Good	Advanced	High	What this means
Length of grass sward	mm	Range	40 - 50	30 - 40	25 - 30	18 - 25	The measured cutting height in mm for the season stated. In dry weather. It is often appropriate to increase grass mowing height.
Total grass cover	%	Minimum	75	80	85	90	The measured % extent of grass cover, incl. unwanted grass species as well as desirable grass species.
Annual meadow grass (<i>Poa annua</i>) content	%	Minimum	50	40	30	20	Give the measured % undesirable (weed) grass species such as <i>Poa annua</i> or weed grasses.
Weeds	%	Maximum	10	5	3	0	The maximum % of weeds, moss, algae and lichen within each sampled area.
Pests and diseases	%	Maximum	10	7	5	3	The maximum % of any pests and diseases including worm casts within each sampled area.
Thatch depth	mm	Minimum	15	10	7	5	The maximum depth of thatch, integrated thatch, or buried fibre averaged over the samples taken.
Root depth	mm	Minimum	85	85	85	85	The measured healthy root penetration in the sampled core.
Drainage performance (qualitative assessment)			C	C	B	A	A = Outfield can be used once square covering have been removed following rain; B = Outfield can be used within 1 hour following removal of square covering after rain; C = Outfield can be used within 4 hours following removal of square covering after rain; D = Outfield can be used within 24 hours following removal of square covering after rain.
Evenness - maximum deviation under a 2m straightedge	mm	Maximum	25	20	15	10	Maximum deviation under a 2m straightedge.
Appearance and Presentation	%	Minimum	60	70	80	90	The quality of the outfield mowing and presentation in relation to the standard assessed The assessment will measure evenness and quality of cut across the square and the surface of the grass leaf, with no bruising, and to be uniform throughout the whole of the outfield. This is a visual appearance.
Surface Debris	%	Maximum	10	5	2	0	Give the measured % of debris assessed. There should be no established/accumulated surface debris, such as litter or tree leaves on the surface of the pitch/square.

BASIC
A pitch/surface that is safe for recreational sport and meets the minimum playing needs and expectations of community players nationwide.

GOOD
A pitch/surface that is good quality and safe for recreational sport. It meets the playing needs and expectations of community players nationwide.

ADVANCED
A pitch/surface that is high quality and meets the needs of top-level recreational sport. It meets the playing needs and expectations of both community and semi-professional players nationwide.

HIGH
The pitch is of a very high quality that meets the needs of professional and semi-professional sport in the UK. It meets the playing needs and expectations of professional and semi-professional athletes nationwide.



Information from within this report can be shared in part or in full when credited to the Grounds Management Association.

Grounds Management Association Copyright 2022.

