


Grounds Management Framework

CRICKET



GROUNDS
MANAGEMENT
ASSOCIATION


Cricket Square - Playing Season - April to September

 <p>SKILLS AND KNOWLEDGE</p> <p>PITCH QUALITY</p> <p>ELITE</p> <p>HIGH</p> <p>ADVANCED</p> <p>GOOD</p> <p>BASIC</p> <p>GROUND MANAGEMENT FRAMEWORK</p>	Performance Standard		Unit of measurement		PitchPower	Basic	Good	Advanced	High	What this means	<div>BASIC A pitch/ surface that is safe for recreational sport and meets the minimum playing needs and expectations of community players nationwide.</div>
	Length of grass sward	mm	Range	✓	10 to 18	10 to 18	10 to 15	10 to 15	10 to 15	The measured min/max cutting heights in mm for the season stated. In dry weather. It is often appropriate to increase grass mowing height.	
	Total grass cover	%	Minimum	✓	75	80	85	90	90	The measured % extent of grass cover, incl. unwanted grass species as well as desirable grass species.	<div>GOOD A pitch/ surface that is good quality and safe for recreational sport. It meets the playing needs and expectations of community players nationwide.</div>
	Weeds	%	Maximum	✓	5	3	3	0	0	The maximum % of weeds, moss, algae and lichen within each sampled area.	
	Worm casts	No per pitch	Maximum	✓	10	5	0	0	0	The maximum depth of thatch, integrated thatch, or buried fibre averaged over the samples taken.	<div>ADVANCED A pitch/ surface that is high quality and meets the needs of top-level recreational sport. It meets the playing needs and expectations of both community and semi-professional players nationwide.</div>
	Thatch depth	mm	Minimum	✓	5	2	1	0	0	The measured healthy root penetration in the sampled core.	
	Evenness	mm	Maximum	✓	5	5	3	3	3	Maximum deviation under a 2m straightedge.	<div>HIGH The pitch is of a very high quality that meets the needs of professional and semi-professional sport in the UK. It meets the playing needs and expectations of professional and semi-professional athletes nationwide.</div>
	Appearance and presentation	%	Minimum	✓	60	70	80	90	90		
	Post match repairs	mm	Maximum	✓	10	10	10	10	10		
	Pitch markings	Yes/No	Compliance	✓	Yes	Yes	Yes	Yes	Yes	With respect to laws of the game and league playing regulations.	


Cricket Square - Out of Playing Season - October to March

Performance Standard										Unit of measurement		PitchPower	Basic	Good	Advanced	High	What this means	
<div><div><div><div><div></div><div>SKILLS AND KNOWLEDGE</div></div><div><div>GROUND'S MANAGEMENT ASSOCIATION</div></div></div><div><div><div>ELITE</div><div>HIGH</div><div>ADVANCED</div><div>GOOD</div><div>BASIC</div></div><div><div>PITCH QUALITY</div></div></div></div><div>GROUND'S MANAGEMENT FRAMEWORK</div></div>	Length of grass sward		mm	Maximum	✓	25	25	20	20	The measured min/max cutting heights in mm for the season stated. In dry weather. It is often appropriate to increase grass mowing height.								
	Total grass cover		%	Minimum	✓	75	80	85	90	The measured % extent of grass cover, incl. unwanted grass species as well as desirable grass species.								
	Weeds		%	Maximum	✓	5	3	3	0	The maximum % of weeds, moss, algae and lichen within each sampled area.								
	Worm casts		No per pitch	Maximum	✓	10	5	0	0	The maximum depth of thatch, integrated thatch, or buried fibre averaged over the samples taken.								
	Thatch depth		%	Minimum	✓	5	2	1	0	The measured healthy root penetration in the sampled core.								
Pitch Quality	Evenness		Visual	Compliance	✓	5	5	3	3	Maximum deviation under a 2m straightedge.								
	Appearance and presentation		%	Minimum	✓	60	70	80	90									
	Post match repairs		mm	Maximum	✓	10	10	10	10									
	Pitch markings		Yes/No	Compliance	✓	Yes	Yes	Yes	Yes	With respect to laws of the game and league playing regulations.								
BASIC										A pitch/ surface that is safe for recreational sport and meets the minimum playing needs and expectations of community players nationwide.								
GOOD										A pitch/ surface that is good quality and safe for recreational sport. It meets the playing needs and expectations of community players nationwide.								
ADVANCED										A pitch/ surface that is high quality and meets the needs of top-level recreational sport. It meets the playing needs and expectations of both community and semi-professional players nationwide.								
HIGH										The pitch is of a very high quality that meets the needs of professional and semi-professional sport in the UK. It meets the playing needs and expectations of professional and semi-professional athletes nationwide.								

Cricket Outfield - Playing Season - April to September

 <p>SKILLS AND KNOWLEDGE</p> <p>PITCH QUALITY</p> <p>ELITE</p> <p>HIGH</p> <p>ADVANCED</p> <p>GOOD</p> <p>BASIC</p> <p>GROUND MANAGEMENT FRAMEWORK</p>	Performance Standard		Unit of measurement		PitchPower	Basic	Good	Advanced	High	What this means	<div>BASIC A pitch/ surface that is safe for recreational sport and meets the minimum playing needs and expectations of community players nationwide.</div>
	Length of grass sward		mm	Range	✓	15 to 20	15 to 20	12 to 18	10 to 15	The measured min/max cutting heights in mm for the season stated. In dry weather. It is often appropriate to increase grass mowing height.	<div>GOOD A pitch/ surface that is good quality and safe for recreational sport. It meets the playing needs and expectations of community players nationwide.</div>
	Total grass cover		%	Minimum	✓	75	80	85	90	The measured % extent of grass cover, incl. unwanted grass species as well as desirable grass species.	
	Weeds		%	Maximum	✓	5	3	3	0	The maximum % of weeds, moss, algae and lichen within each sampled area.	<div>ADVANCED A pitch/ surface that is high quality and meets the needs of top-level recreational sport. It meets the playing needs and expectations of both community and semi-professional players nationwide.</div>
	Worm casts		No per pitch	Maximum	✓	5	2	1	0	The maximum depth of thatch, integrated thatch, or buried fibre averaged over the samples taken.	
	Thatch depth		mm	Minimum	✓	85	85	85	85	The measured healthy root penetration in the sampled core.	<div>HIGH The pitch is of a very high quality that meets the needs of professional and semi-professional sport in the UK. It meets the playing needs and expectations of professional and semi-professional athletes nationwide.</div>
	Evenness		mm	Maximum	✓	20	15	15	10	Maximum deviation under a 2m straightedge.	
	Appearance and presentation		%	Minimum	✓	60	70	80	90		
Post match repairs		mm	Maximum	✓	10	5	2	0			
Pitch markings		Yes/No	Compliance	✓	Yes	Yes	Yes	Yes	Yes	With respect to laws of the game and league playing regulations.	

Cricket Outfield - Out of Playing Season - October to March

 <p>SKILLS AND KNOWLEDGE</p> <p>PITCH QUALITY</p> <p>ELITE</p> <p>HIGH</p> <p>ADVANCED</p> <p>GOOD</p> <p>BASIC</p> <p>GROUND'S MANAGEMENT ASSOCIATION</p> <p>GROUND'S MANAGEMENT FRAMEWORK</p>	Performance Standard		Unit of measurement		PitchPower	Basic	Good	Advanced	High	What this means	BASIC
	Length of grass sward		mm	"Maximum or Range"	✓	50	30 to 50	25	25	The measured min/max cutting heights in mm for the season stated. In dry weather. It is often appropriate to increase grass mowing height.	
	Total grass cover		%	Minimum	✓	75	80	85	90	The measured % extent of grass cover, incl. unwanted grass species as well as desirable grass species.	GOOD
	Weeds		%	Maximum	✓	5	3	3	0	The maximum % of weeds, moss, algae and lichen within each sampled area.	
	Worm casts		No per pitch	Maximum	✓	5	2	1	0	The maximum depth of thatch, integrated thatch, or buried fibre averaged over the samples taken.	ADVANCED
	Thatch depth		%	Minimum	✓	85	85	85	85	The measured healthy root penetration in the sampled core.	
	Evenness		Visual	Compliance	✓	20	15	15	10	Maximum deviation under a 2m straightedge.	HIGH
	Appearance and presentation		%	Minimum	✓	60	70	80	90		
Post match repairs		mm	Maximum	✓	10	5	2	0			
Pitch markings		Yes/No	Compliance	✓	Yes	Yes	Yes	Yes	Yes	With respect to laws of the game and league playing regulations.	



**GROUNDS
MANAGEMENT
ASSOCIATION**